

– Product Guide/Training Manual –

Necessaries is a collection of affordable and ready-to-assemble outdoor fireplaces, island bars and grills, tables, fire rings, pillars, and patio kits.



necessaries[™]
kits for outdoor living

No cutting, no guessing, no hassles – no problem[™]

ROCKWOOD[®]
RETAINING WALLS
A better way.[™]



Did You Know?

- American's spend over \$45 billion per year on landscaping.
- Homes with "excellent" landscaping can expect a sale price about of 6% to 7% higher than equivalent houses with "good" landscaping
(Source: Clemson University)
- For 2011, the top five outdoor living features are:
 - 1) lighting
 - 2) fire pits/fireplaces
 - 3) seating/dining areas
 - 4) grills
 - 5) installed seating, such as benches or seat walls
(Source: American Society of Landscape Architects)



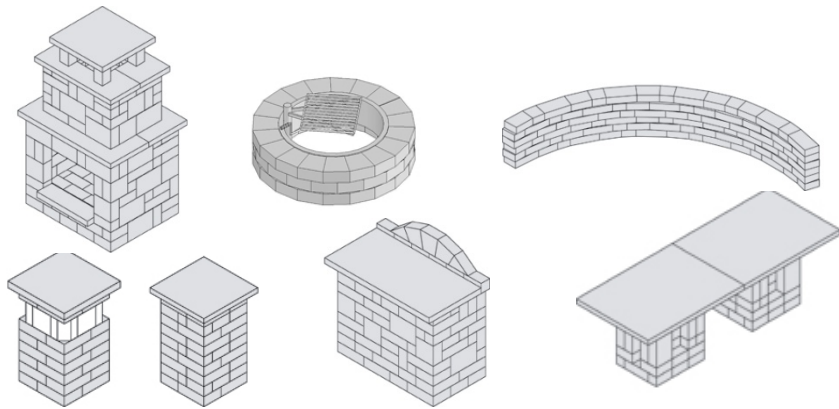
*Retail price of patio above is between \$4,990 and \$8,500.

necessaries[™]
kits for outdoor living

ROCKWOOD[®]
RETAINING WALLS
A better way.[™]

What are Necessaries™

- Outdoor Living Kits
- Ready-to-assemble:
 - Fireplaces
 - Bars
 - Fire Rings
 - Tables
 - Seatwalls
 - Pillars
 - Patios
 - Water Features (coming soon)



*Retail price of patio above is between \$11,900 and \$18,000 (not including pergola)

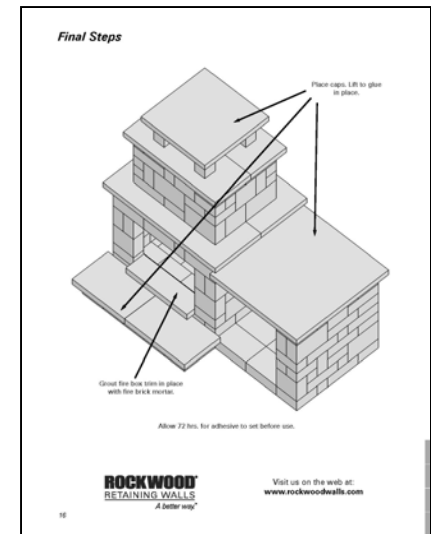
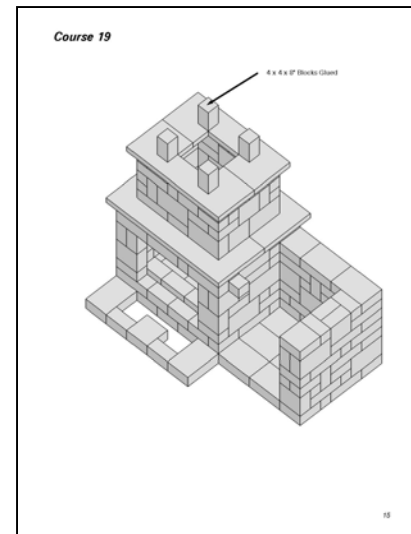
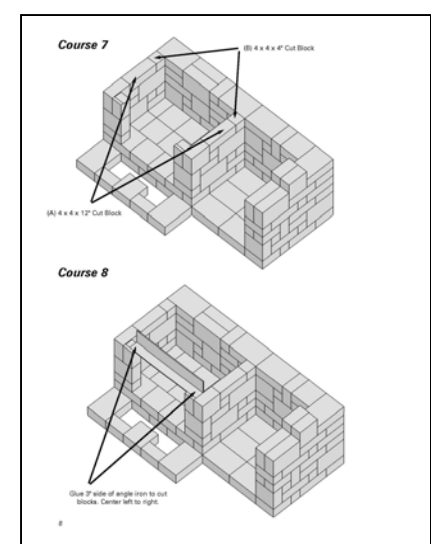
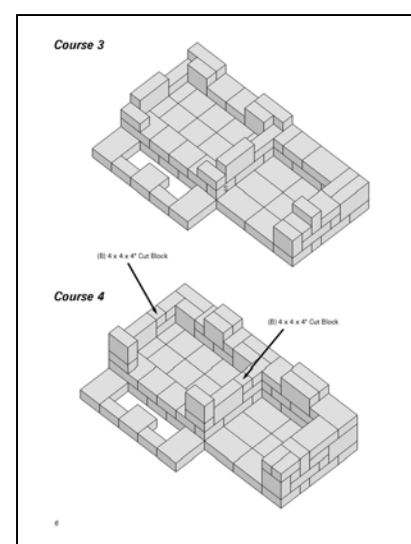
necessaries™
kits for outdoor living

ROCKWOOD®
RETAINING WALLS
A better way.™



Simple

- All kits come packaged with everything needed:
 - Concrete pre-cut and sized to fit
 - Steel reinforcements (depending on kit)
 - Glue
 - Even gloves
- Visual, Course-By-Course assembly instructions are easy to read, understand, and follow.
- Perfect for the DIY, DIFM, or the professional customer.



necessaries™
kits for outdoor living

ROCKWOOD®
RETAINING WALLS
A better way.™



Fast

- All kits can be built in less than a day with two unskilled people.
- No cutting, no guessing, no hassles - no problem.

Item	Time*
Seatwall	30 min
Fire Ring	30 min
Pillars	30 min
Pub Table	1 hour
Dining Table	2 hours
Compact Bar	2 hours
Compact Fireplace	4 hours

* Assumes two people with limited skills, and base work is complete prior to construction.



necessories[™]
kits for outdoor living

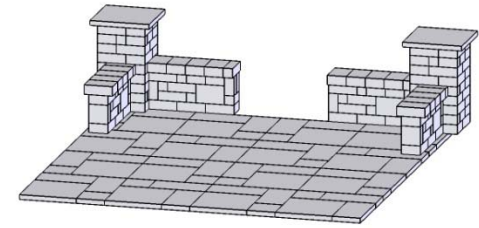
ROCKWOOD[®]
RETAINING WALLS
A better way.[™]



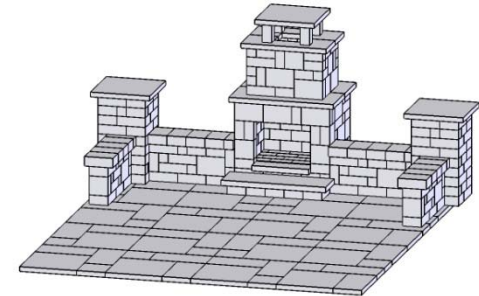
Expandable

- Because of their modularity, projects can be added to over time:
 - Phase 1:
 - Patio, Seatwalls and 20" Pillars
 - Phase 2:
 - Compact Fireplace and Hearth
 - Phase 3:
 - Compact Bar and Pub Table

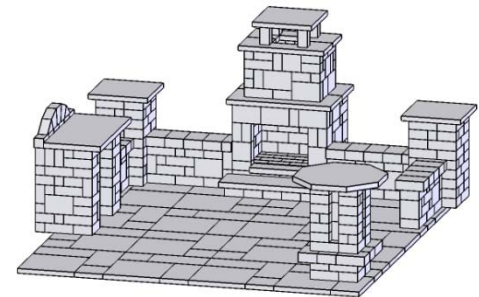
Phase 1



Phase 2



Phase 3



necessaries[™]
kits for outdoor living

ROCKWOOD[®]
RETAINING WALLS
A better way.[™]

Colors


Lakeland and Riverland block, 3 choices:



Santa Fe



Desert



Bluestone

Silver Creek Tops and Mantles



Indiana Limestone

Visit outdoorlivingkits.com for full color examples

necessories[™]
kits for outdoor living

ROCKWOOD[®]
RETAINING WALLS
A better way.[™]

Textures

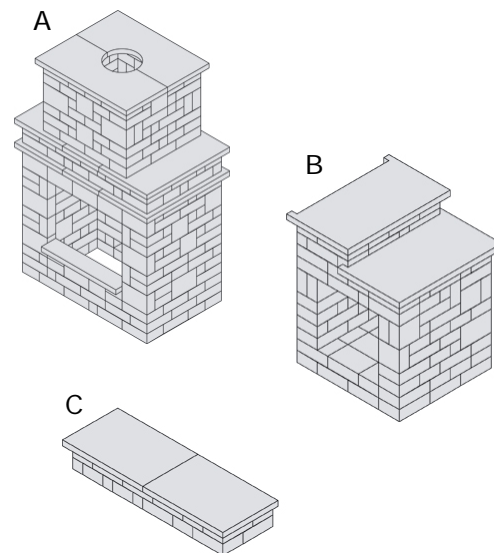
- Rockwood's multi-piece, tumbled Lakeland™ and Riverland™ wall systems create the enviable look of an old-world country estate.
- Silver Creek Stonework's mantels and tops with hand chiseled edges, have the look and feel of natural limestone quarried in the upper-midwest.



necessaries™
kits for outdoor living

ROCKWOOD®
RETAINING WALLS
A better way.™

Grand Fireplace Kit

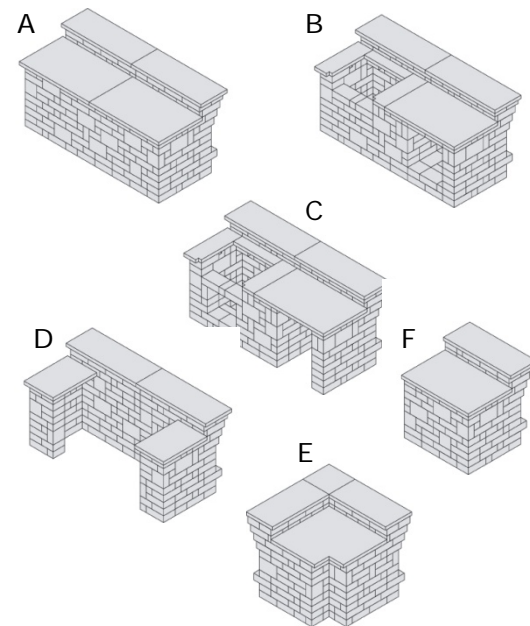


- A) Grand Fireplace
- B) Grand Woodbox
- C) Grand Hearth

necessaries[™]
kits for outdoor living

ROCKWOOD[®]
RETAINING WALLS
A better way.[™]

Grand Island Bar & Grill Series

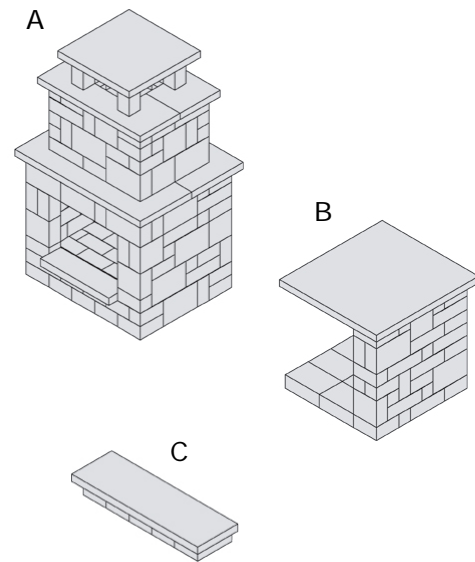


- A) Grand Island Bar 8'
- B) Grand Island Bar/Grill with Storage
- C) Grand Island Bar/Grill with Refrigerator Opening
- D) Grand Grill Surround
- E) Grand Island Corner Return
- F) Grand Island Bar Section 4'

necessaries[™]
kits for outdoor living

ROCKWOOD[®]
RETAINING WALLS
A better way.[™]

Compact Fireplace Kit



- A) Compact Fireplace
- B) Compact Woodbox
- C) Compact Hearth

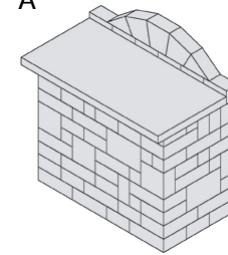
necessaries[™]
kits for outdoor living

ROCKWOOD[®]
RETAINING WALLS
A better way.[™]

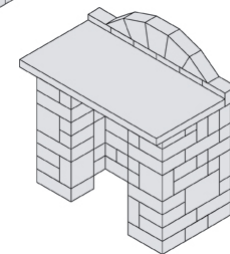
Compact Bar Kit



A



B



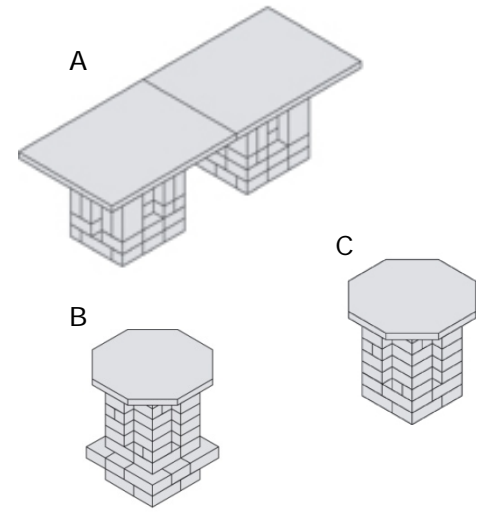
A) Compact Bar

B) Compact Bar with Opening

necessaries[™]
kits for outdoor living

ROCKWOOD[®]
RETAINING WALLS
A better way.[™]

Table Kits



- A) Dining Table
- B) Pub Table
- C) Bistro Table

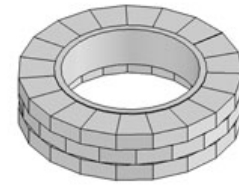
necessaries[™]
kits for outdoor living

ROCKWOOD[®]
RETAINING WALLS
A better way.[™]

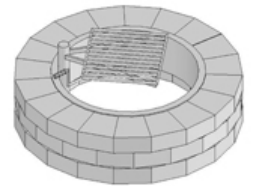
Fire Ring Kits




A



B



C

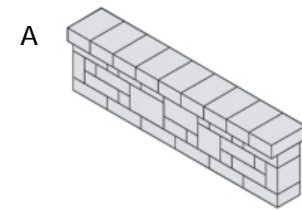


- A) Fire Ring
- B) Fire Ring with Swivel Cooking Grate
- C) Optional E-Z Access Spark Screen

necessaries[™]
kits for outdoor living

ROCKWOOD[®]
RETAINING WALLS
A better way.[™]

Seatwall Kits



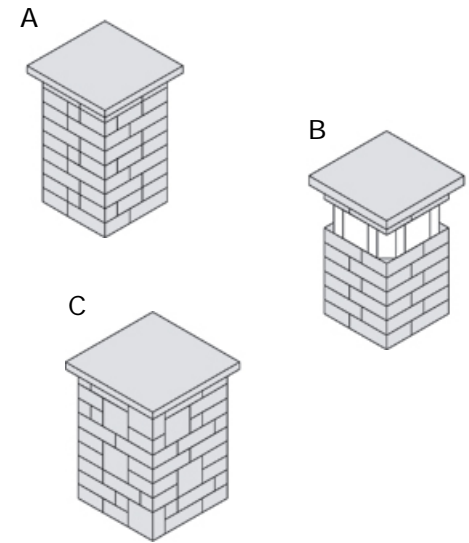
A) Lakeland Seatwall

B) Riverland Seatwall

necessaries[™]
kits for outdoor living

ROCKWOOD[®]
RETAINING WALLS
A better way.[™]

Pillar Kits

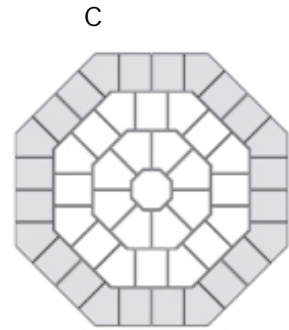
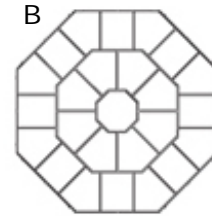
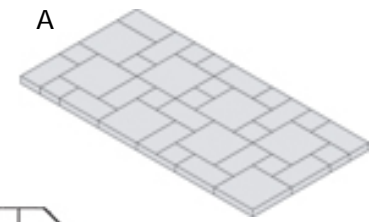


- A) 20" Pillar
- B) 20" Pillar with Glass
- C) 24" Pillar

necessaries[™]
kits for outdoor living

ROCKWOOD[®]
RETAINING WALLS
A better way.[™]

Patio Kits



- A) Patio Kit (Slate or Limestone)
- B) Octant Kit (Slate Only)
- C) Octant Expansion Kit (Slate Only)

necessaries[™]
kits for outdoor living

ROCKWOOD[®]
RETAINING WALLS
A better way.[™]